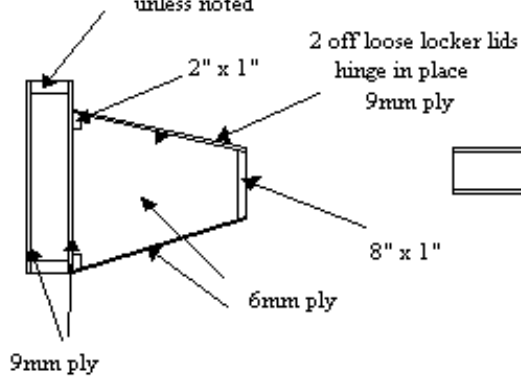
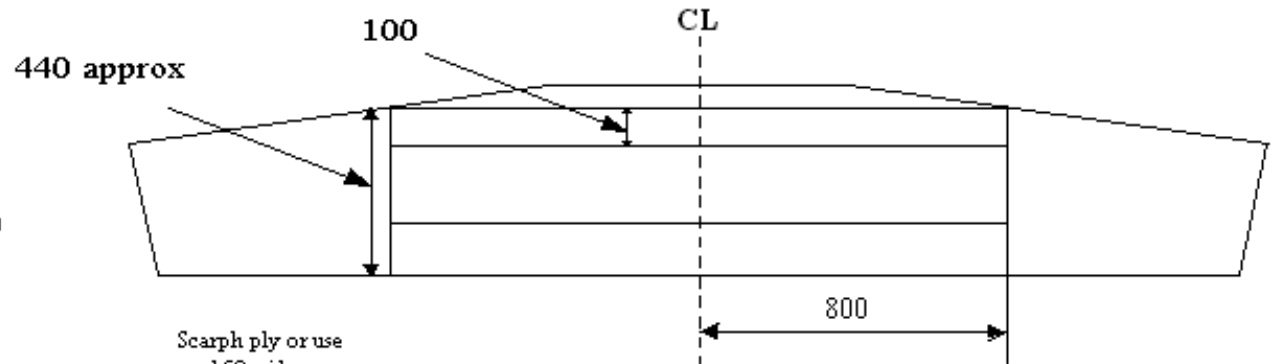


Materials List
 Exact length and height depends on your own boat
 (This drawing is for a Merlin)
 Use best quality timber (sitka spruce, yellow cedar or similar)
 and epoxy coat all inside surfaces
 1 1/2 sheets 9mm ply, 1/2 sheet 6mm ply
 12m 100x30
 1.8m 8" x 1"
 10m 2" x 1"

All timbers 100 x 30 finished size
 unless noted

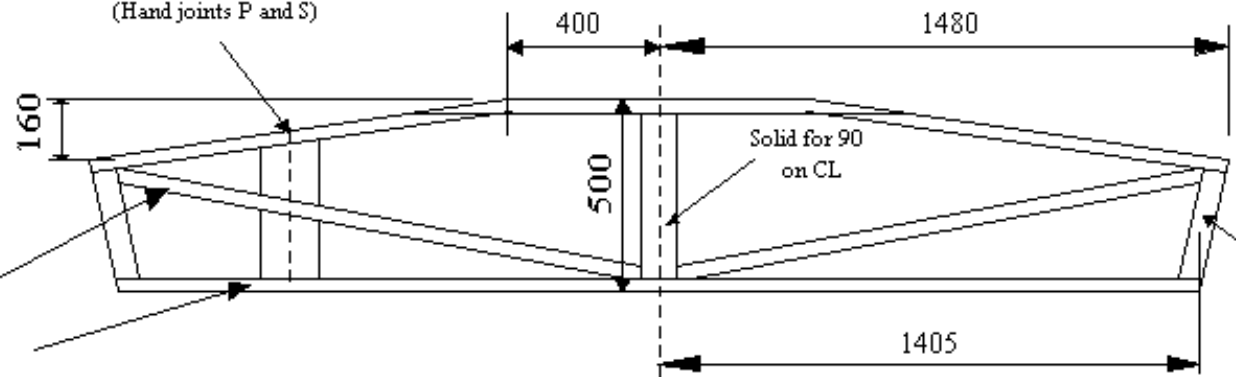


Cross Section
Beam

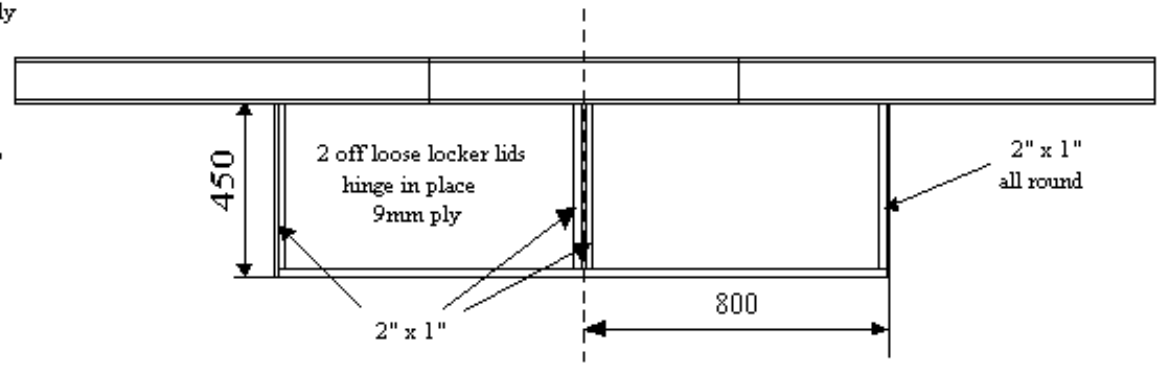


Scarp ply or use
150 wide
9mm ply butt-strap
(Hand joints P and S)

View from Front



Transverse Section of Beam



Top View Complete Beam

Deep Mastbeam Option for all Micromultihulls

Exact length and height depends on your own boat
 (This drawing is for a Merlin)