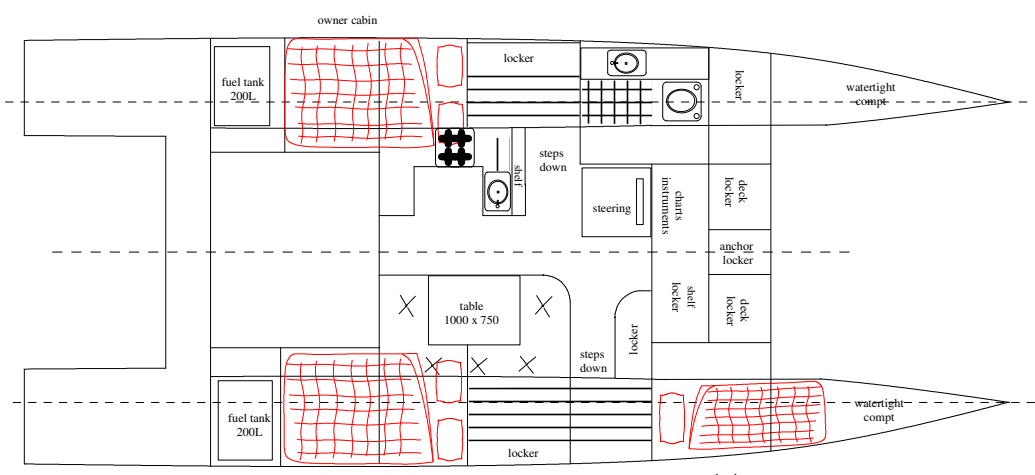
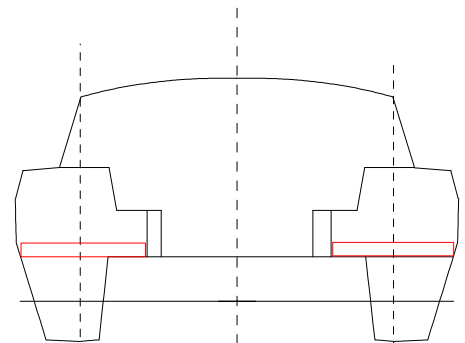


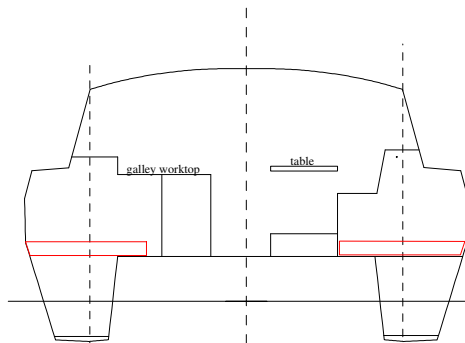
Top view deck layout showing optional fly bridge



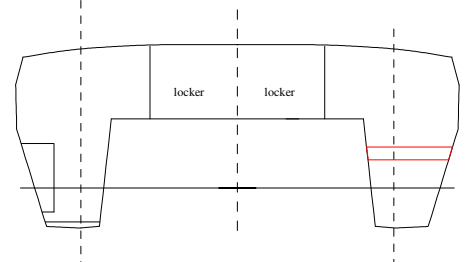
Top view interior



Cross Section through cockpit



Cross Section through saloon



Cross Section through fwd cabins

LOA 11m
LWL 10.75m
BOA 4.9m
BWL 0.77m

Empty Displacement 3800Kgs
Loaded Displacement 5900Kgs

Engine HP) 2 x 60hp
Cruising Speed 10 - 14 knots 17 knots max
Fuel Consumption 10 mpg at 10 knots
(varies according to load)

Headroom 2m
Berths 1 single, 2 double

36ft Power Catamaran
SKOOTA 36
Copyright WOODS DESIGNS 2011
www.sailingcatamarans.com